"Faulty model": iPad MINI5

"Failure phenomenon": no battery data

The customer described that he could not recognize the battery data after changing the screen



"Repair Process":

After receiving the machine, the battery data cannot be found when the machine is turned on.



According to the description, it appeared after the screen was replaced, so it is assumed that it was caused during disassembly and assembly. Disassembling the flat plate and measuring the battery socket, it was found that the battery data detection foot position was infinite to the ground, which seemed to be disconnected.


OL

Looking at Xinzhi's bitmap, it was found that it passed through a triode.

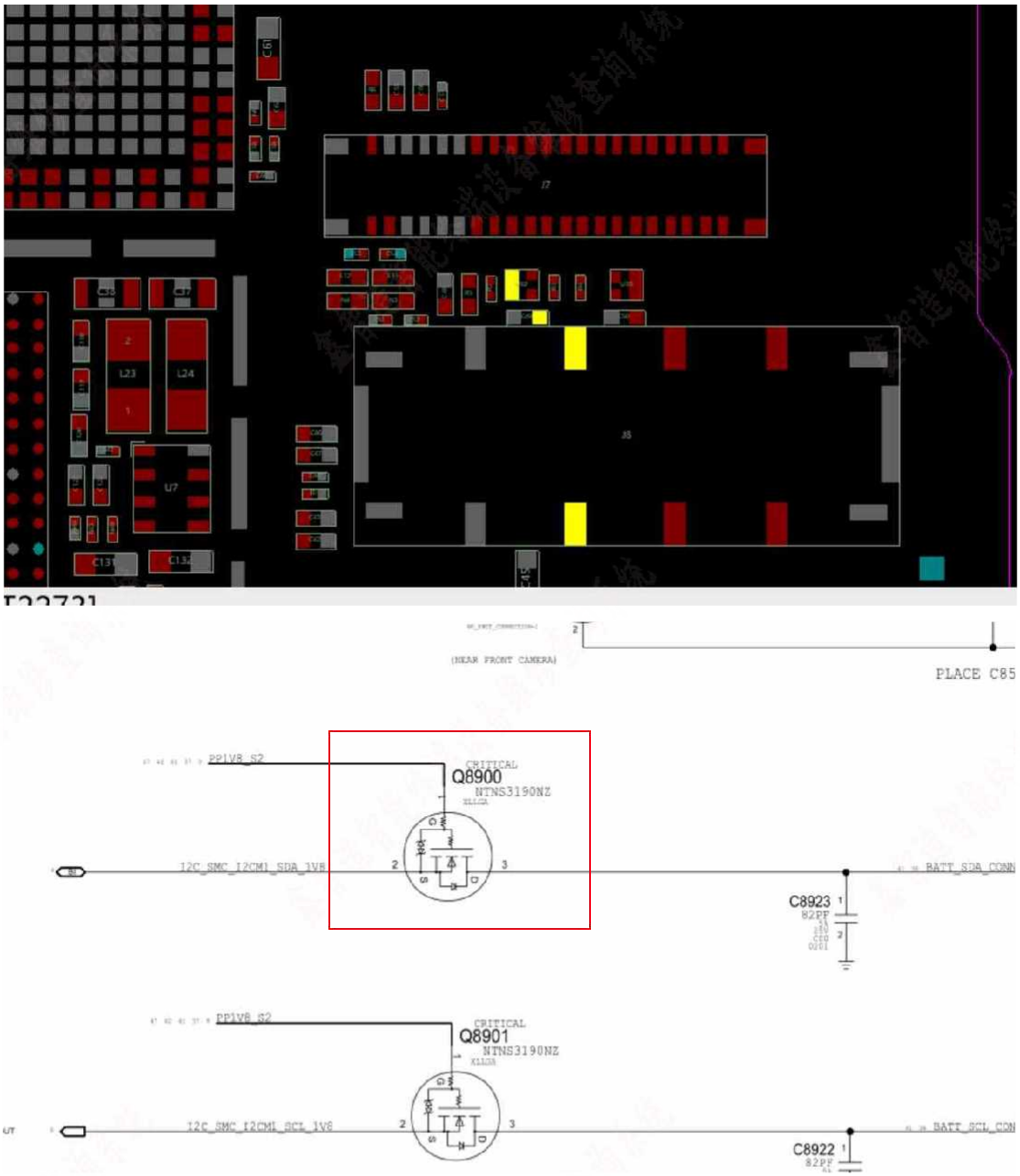

Microscopically, it was found that Q8900 tube had fallen off.



After finding the problem, we will directly short-circuit the 2 3 legs of Q8900 and connect them.



The resistance to ground measured by multimeter returns to normal.


QUICK 2008
FLUKE
0.343
HOLD
RANGE
OFF

Next, install and test.

"Repair Result":

The power-on battery data returns to normal, and the maintenance is over. This fault is caused by Q8900 falling off

Pool has no data.

